

girl scouts
of western ohio

Oh My Galentines Invite-A-Friend Event



Galentine's Day — which is a holiday dedicated to celebrating female friendships — can be observed any day, but is typically marked as February 13. Galentine's Day events are typically all-women occasions to empower and support each other. What better time is there for Girl Scout troops to celebrate their bond and invite others to share the friendship? After all, making new friends is one of the best parts of Girl Scouts. In the heart of every Girl Scout troop lies a powerful, enduring lesson: the importance of friendship. Choose any of these activities for an “Oh My Galentines” Invite-a-Friend party!

Play “People to People”

This game requires no supplies. It will loosen up your group and get a few laughs!

- Girls are divided into groups of two. Ask them to introduce themselves and their favorite (food, color, season, etc.)
- The caller stands in the center of the circle and calls out things to do like “stand back-to-back, stand foot to knee,” etc.
- When the caller calls out “People to People” partners split-up and pick a new partner. Again, ask them to introduce themselves and their favorite (food, color, season, etc.) Then begin to call out things like, “hand to head, toe to thumb, foot to foot.”




Love Monster SWAP

SWAPS (Special Whatchamacallits Affectionately Pinned Somewhere) are small tokens of friendship that Girl Scouts exchange with one another, and each SWAP uniquely reflects a fellow Girl Scout, their troop, or a memory of a special event.

Supplies: Pompom, Foam Heart Sticker, Glue, Pipe Cleaner, Pen/Pencil, Googly Eyes, Safety Pins

- Attach a pompom ball on a foam heart sticker for feet.
- Glue pipe cleaners on top of pompom as antennas.
- Add googly eyes and an affirmational saying.

Make it a community service, create enough for a nursing home for Valentine's Day.



Friendship Pass

This game is a Girl Scout version of Hot Potato that will allow girls to encourage each other.

Supplies: Heart on cardstock

- Have the girls/caregivers sit in a circle or at their seats at the table.
- Set a timer for 15 seconds or play music. Once the timer/music starts, pass the heart around quickly.
- When the timer stops, everyone shouts a nice thing to the person holding the heart (For example, I like your shirt, you are nice, I want to be your friend).
- Set the timer again and repeat until everyone's gotten the heart at least once. If the game is taking too long or it's a large group, ask girls when they get it a second time to share the pass to a friend who hasn't received it yet!



Galentine Chocolate Bark

Making chocolate bark requires access to a microwave. This yummy treat also allows girls to be creative. This activity may work better in smaller groups.

Supplies: 30 ounces vanilla candy melts, pink & red food coloring, 3/4 cup thin salted pretzel sticks, 1/2 cup red, pink, and white Valentine's colored M and Ms, sprinkles, parchment paper, plastic bags, microwavable bowls, knife, and baking sheet.

- Line a baking sheet with parchment paper.
- Put pretzel stick in bag to crush up in small pieces.
- Place white chocolate wafers in a medium glass microwavable bowl and melt according to package directions until completely smooth.
- Spoon a few small scoops into two separate small bowls; mix pink food dye into one, red food dye into the other. Transfer to two separate small zip lock bags; snip off a small corner.
- Spread remaining melted white chocolate onto the lined baking sheet in a rectangular shape, 1/4-inch thick. Pipe both colored chocolates onto the white chocolate; then cut through with a knife to make a swirling pattern.
- Sprinkle bark with the pretzel pieces, milk chocolate pieces, and heart sprinkles.
- Allow to harden.

"Honey, if you love me"

This game requires no supplies. A very entertaining group game to test one's determination.

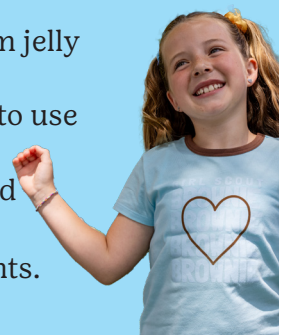
- Everyone sits in a circle on chairs.
- Someone starts the game in the middle of the circle. They pick someone, sit on their knee and say to them "Honey, if you love me, give me a smile!".
- The person has to say (with a straight face and without smiling) "Honey, you know I love you but I just can't smile!"
- If the person smiles, they become the person in the middle of the circle, if not, the person continues until they get someone to smile!

Lip Balm

Teach the girls the importance of self-care by making lip balm.

Supplies: Spoon, petroleum jelly, drink mix (not concentrated), tiny zip-lock bags

- Add a tablespoon of petroleum jelly to bag
- Add a small amount of ready to use drink mix for color and scent
- Push the air out of the bag and close it.
- Massage to combine ingredients.



Have a GORP (Good Old Raisin and Peanuts*) Ceremony

GORP is like trail mix and is a traditional Girl Scout snack. To save cost, have each girl bring an ingredient.


Supplies: M and M chocolate pieces, pretzel sticks, mini marshmallows, wheat cereal, popcorn, fish shaped crackers or animal crackers, chocolate Chips, sunflower seeds, sweet-tarts or candy hearts, and toasted o's.



- Girl Scouts come in all colors, from cities and towns, Every Girl Scout's a sister no matter what she looks like or how she sounds. **Add M and M chocolate pieces to the bowl.**
- Some of us are tall, and some of us are small. When we get together, size doesn't matter at all. **Add pretzel sticks and mini marshmallows.**
- With our words and our actions, we show that we care, We try to do our best to be fair and square. **Add wheat cereal to the mix.**
- When we are busy planning a project, or doing a craft, we pop with enthusiasm until we're done. **Add popcorn.**
- We respect all of Earth's creatures, if they're big or they're small, The earth is our home, and there is room here for all. **Add fish shaped crackers or animal crackers.**
- It was 1912 when Juliette Low started us off, And like the girls back then, we're just "chips off the old block" **Add chocolate chips.**
- Girls who come to Girl Scouts bloom. They are like little seeds we water and warmly shine on to grow up strong. **Add sunflower seeds**
- We have special gifts of love and caring to give in service to those who need our help. **Add sweet-tarts or candy hearts.**
- When we get together, we make circles so round. It's our never-ending friendships to which we are bound. **Add toasted o's to the mix.**

**When we mix together the many aspects of Girl Scouts,
we end up with something truly special!**

**Substitute peanuts if nut allergy is present.*



Learn more online and request your reward!

Scan the QR code below or visit gsw.org/invite to find resources for holding a s'mores party for your troop, social media graphics, printable invitations, and more.



888.350.5090 | gsw.org
customer-care@gsw.org



In Partnership With:

